

# Chromatic Accordions

AccordionLab

(<http://acclab.com>)

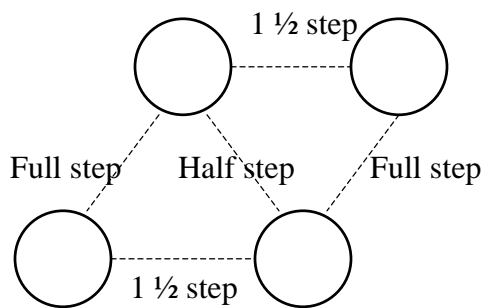
The chromatic button accordion is a mystery to many piano accordionists. In reality, a chromatic accordion plays the same note on either a push and pull, just like a piano accordion.

A chromatic treble keyboard has a logical and smart design – the buttons/notes are arranged in minor thirds along the length of the keyboard, and in half steps going across on the diagonal, thus at least 3 rows of buttons are needed. A chromatic accordion treble keyboard may have 1, 2, or 3 redundant rows for closeness and easy reach, so there is more than one way to finger a scale. The bass side has one of the systems used on piano accordions - most typically the Stradella, or some variation of free bass systems.

In a 5-row chromatic accordion, two of its 3 basic rows are duplicated. Also, there may be a few non-functioning buttons on either end to fill out the pattern on the keyboard.

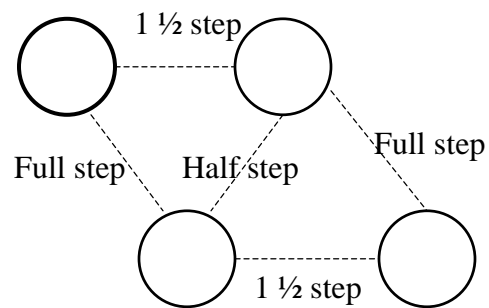
There are two commonly used layouts for the chromatic accordion, the B-system and the C-system. The C notes usually are in the first row for the C-System and in the third row for a B-System. In a B-system, the white and black keys look like slash symbols while a C-System's keys look like back slashes.

Grill and Switches Side



B-SYSTEM

Grill and Switches Side




C-SYSTEM

The B-System is most widely used in the East Europe and Russia while the C-System is said to been seen in the West part of Europe.

Some Free Bass accordions follow a similar design for their left hand buttons layout.


## A 5-Row Chromatic Keyboard (C-System)

-- Bellows Side --



C- System fingering:

B-System



Book:

*Learn to Play the B and C Button Accordion* by P.J. Heron

([info@acclab.com](mailto:info@acclab.com))